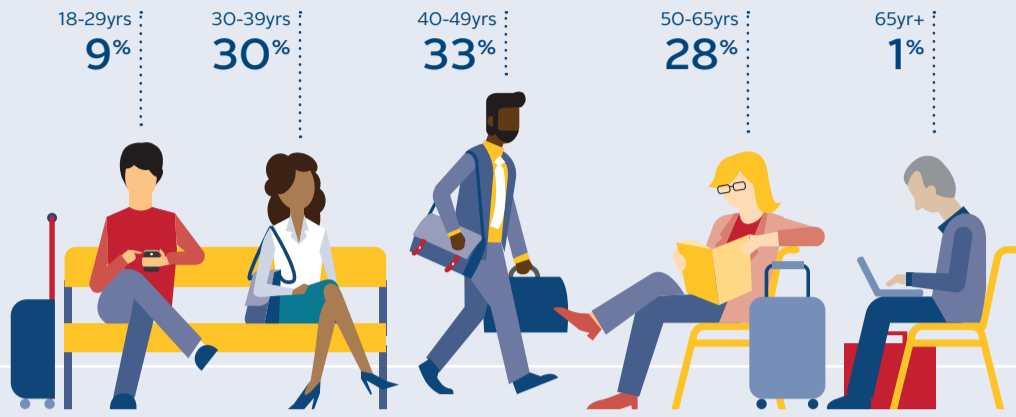


Unpacking our traveller

WHO IS OUR TRAVELLER?

HOW OLD IS OUR TRAVELLER?



THE AVERAGE AGE FOR OUR TRAVELLERS IS 41

AVERAGE TRIPS PER YEAR

8.1

1-5 TRIPS	50%
6-10 TRIPS	19%
11-15 TRIPS	10%
16-20 TRIPS	6%
20+ TRIPS	15%



AVERAGE NUMBER OF DAYS AWAY PER TRIP

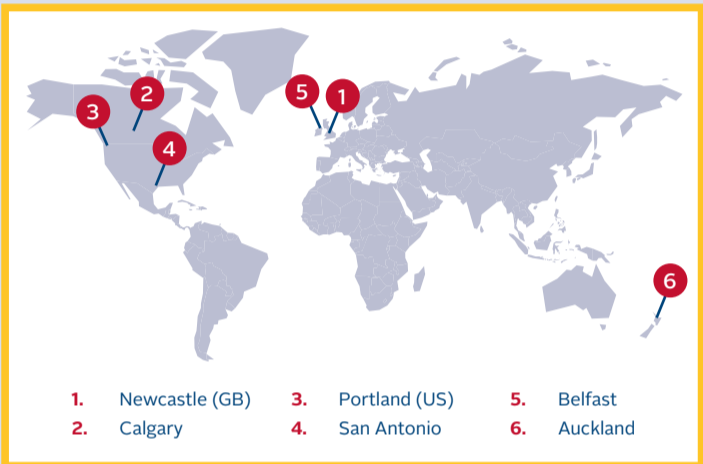
3.89



HOW ARE THEY TRAVELLING?

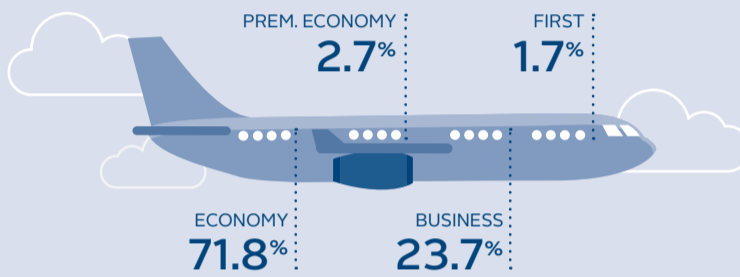
MEETING HOT SPOTS

(EMERGING LOCATIONS FOR LARGE GROUP MEETINGS 50+)



WHERE IS EVERYONE SITTING?

(4HR+ INTERNATIONAL FLIGHTS)



TOP 5 INTERNATIONAL DESTINATIONS




STAYING ON FOR SOME LEISURE



2-3 DAYS
AVERAGE ADD ON

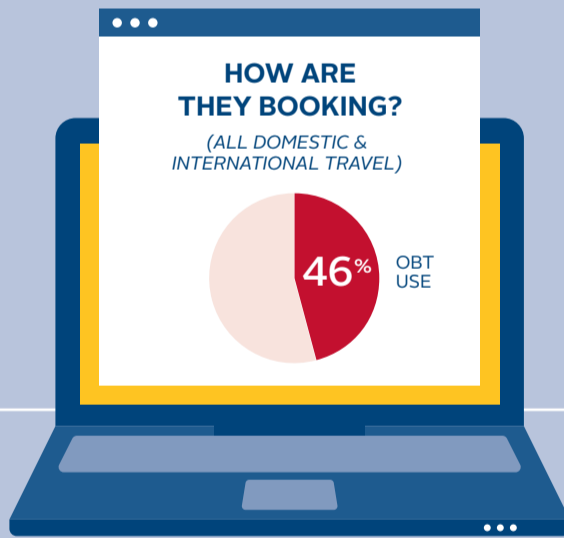
HOW ARE THEY BOOKING?

TRIPS BOOKED BY A 'TRAVEL BOOKER'

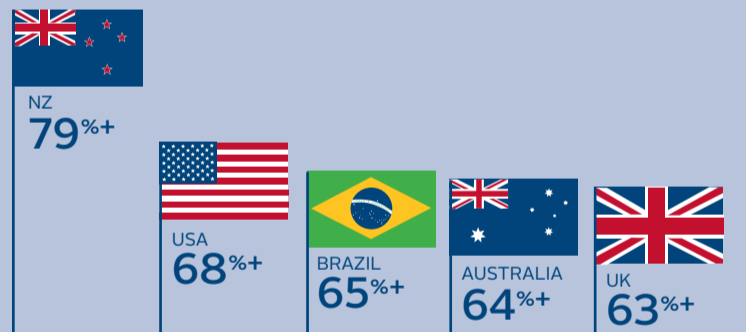


HOW ARE THEY BOOKING?

(ALL DOMESTIC & INTERNATIONAL TRAVEL)



COUNTRIES WITH HIGHEST DOMESTIC OBt UPTAKE



OVERALL GLOBAL DOMESTIC BOOKINGS

56%

TRAVEL APP USAGE

THE AVERAGE TRAVELLER USES



TOP APPS



APP WISHLIST

- Live updates
- Direct consultant contact (via message - whatsapp/skype)
- Last minute rail bookings
- Triplt, Tripcase or similar (work/personal bookings together)
- Global ground transfers
- One central place to do online check-in regardless of airline.
- 50% of travellers 50yrs+ do not use any apps
- Itinerary information automatically populates diary

TRAVELLER PAIN POINTS

IF OUR TRAVELLER COULD CHANGE ONE THING

- DON'T CHANGE A THING!
- REDUCE COST
- AIRLINE SEATNG
- OBt
- BETTER COMPANY TRAVEL POLICY